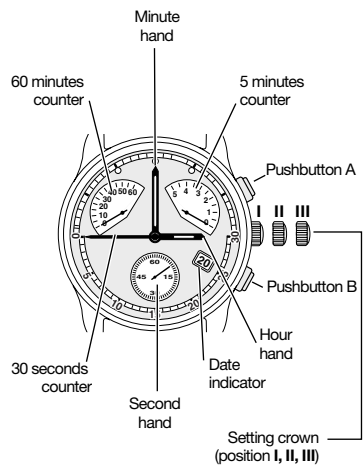


DISPLAY

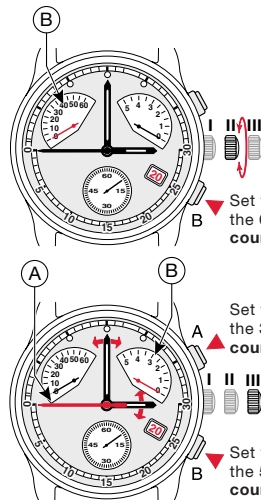
Watch hands



A

SETTING THE COUNTERS TO ZERO

Setting crown in position II or III



Set the hand of the 60 minutes counter to zero *

Set the hand of the 30 seconds counter to zero *

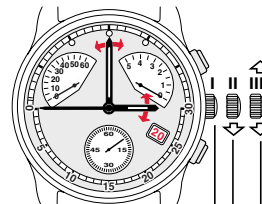
Set the hand of the 5 minutes counter to zero *

* clockwise

B

SETTINGS

Crown 3 positions



Normal running of watch

Rapid correction of the date

Position for setting the time with stop second and correction of the date at every passing of midnight

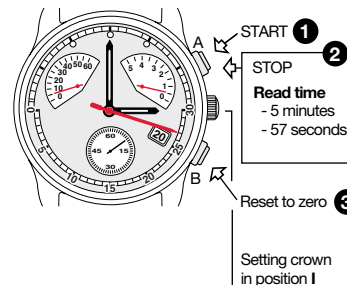
Note
Setting crown in position III : STOP-SECOND

C

TIMING MODE

Simple timing function

Note:
Chronograph stops after 2 hours.



1 to 3 order of functions

WARNING
Before starting the timing, put back the chronograph hands to their original position. If necessary, see paragraph SETTING THE COUNTERS TO ZERO.

D

GB USA

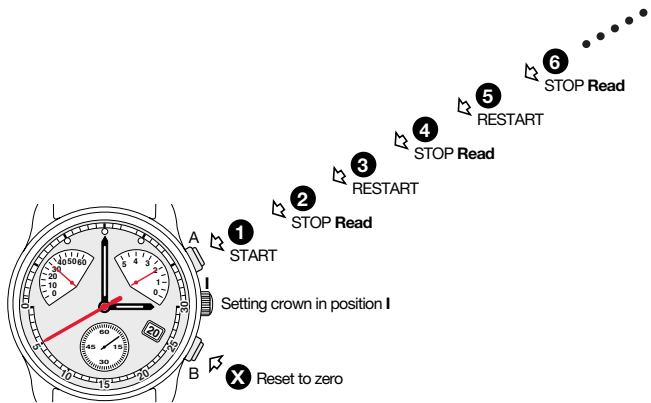
ETA G15.261

ETA SA Manufacture Horlogère Suisse depuis 1793

409 679 - 25.04.2005 / ETA / 01

TIMING MODE

ADD function

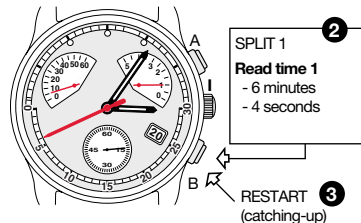
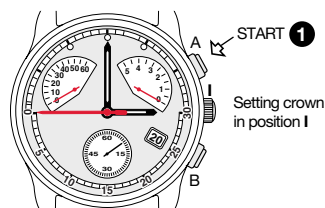


1 to X order of functions

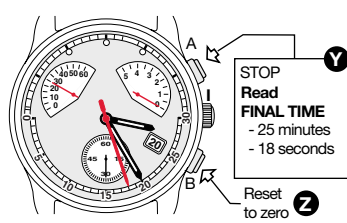
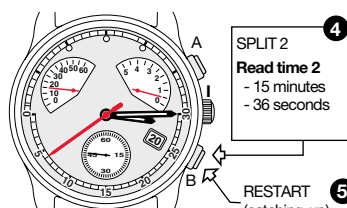
E

TIMING MODE

SPLIT-TIME or INTERMEDIATE TIMES function



1 to Z order of functions



F